

Who's right ?

Russian Safety Standard

Russia standard at 30cm 1.5 mG (milliGauss)*

5 microwatts per square cm

Swedish Safety Standard

Swedish standard at 30cm 2.5 mG

Australian Safety Standard 1995

Australian standard at 30cm 1,000 mG.

200 microwatts per square cm



Owners
Instruction
Manual

American EPA internal report 1990 titled Evaluation of the Potential Carcinogenicity of Electromagnetic fields.

... "...the investigation found (enough) evidence of a causal link between EMF's in domestic situations and the incidence of cancers, particular in children, to recommend that EMF's should be included on the list of class B1 carcinogens..."

Dr. Bruce Hocking conducted a health study in a 4km zone surrounding Sydney TV towers. Though frequencies of transmissions from TV towers and mobile base stations are different, they are closely related on the spectrum. Both are 1,000 times lower than the present Australian standards. Dr. Hocking found that children living within a 4km radius of television & mobile phone towers had a 60% higher incidence of leukemia than children who lived further from the towers and there was a far greater risk of dying from the disease. Dr. Hocking also found an increased rate of adult cancer in the study area than beyond it.

Swiss Federal department of the Environment report on biological effects of 50Hz alternating current AC, 1994.

Quote..."...the causal link between electromagnetic fields and cancer has been convincingly demonstrated..."

Dr. Cherry explains..." Australian standards (AS 2772) governing mobile base stations etc is inadequate because it protects the public from heating associated with radiation and not with the more subtle biological effects that are indicated by present research."

**milliGauss is the magnetic fields emanating from the transmission of electricity scientifically to pass through nearly everything.*

©Tesla's 2005

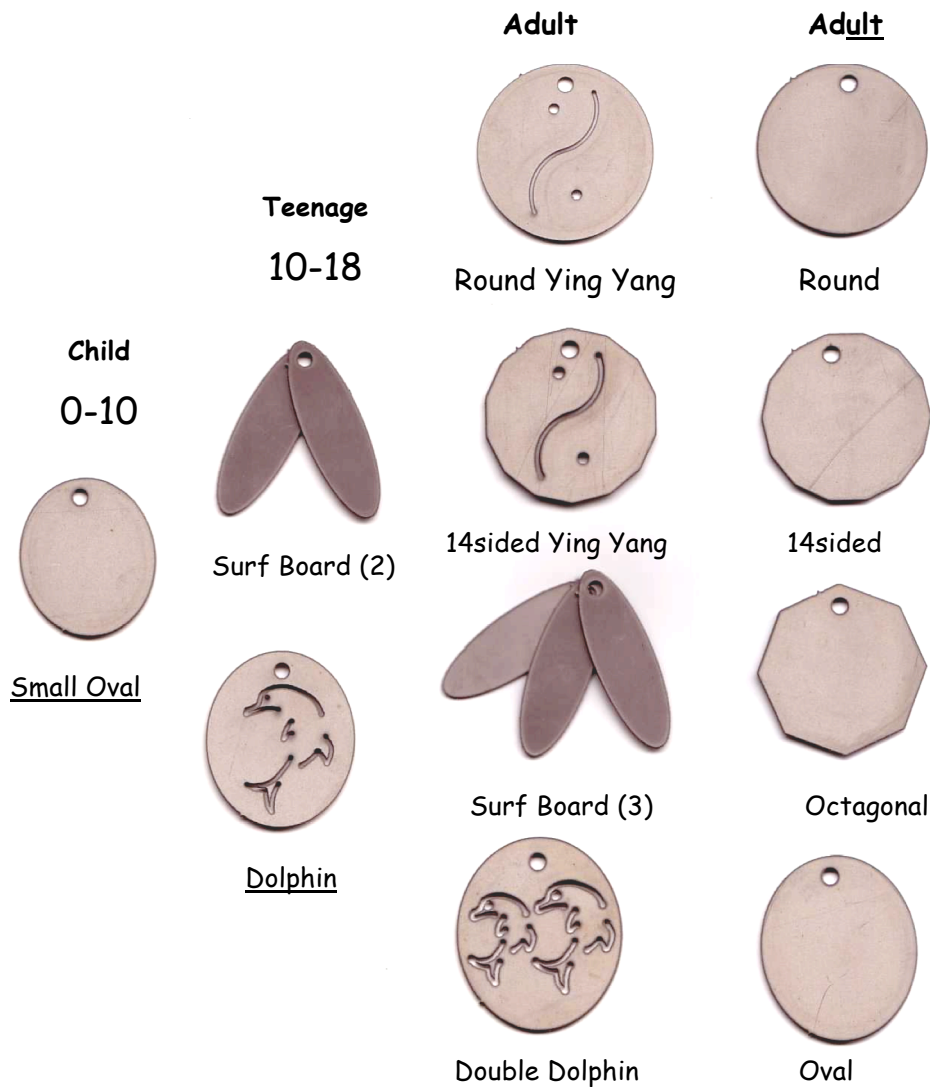
*Thank you for buying
Tesla's Innovative Technology products.*

*Please read this manual carefully to ensure you
get the best performance from your
Tesla's Innovative Technologies product.*

*Keep this manual in a safe accessible place as you will
find it invaluable for helpful usage hints everyday.*

*Without prejudice
the data in this manual is for educational purposes only.*

When Ordering Pendants Please Observe This Protocol :-
 First Choose From The Basic UNCOLOURED Shapes
 Then Choose a Colour,
 Blue, Purple, Rainbow, Patterned



Personal Pendant Page 1.....Computer Plate Page 3.....Travel Plate Page 5.
 Stabiliser Page 7.....House Plate page 9.....Practitioner Range Page 10
 Phone Tag Page 11.....Car Plate Page 13.....Farm Plate Page 14..
 Water Kit Page 15

What is known about chlorine is that it is used as a rat poison. Fluoride was used in prisoner of war concentration camps to numb the brains of prisoners and therefore make them more receptive to being imprisoned or to being marched to their death without objection

Assessment of the Before/After .

1. Before treating a water supply, draw off a glass of water. Keep the glass of water away from any light fittings or electrical fittings. After treating, run a water tap for 2 minutes to allow time for the treated water to come through, and then draw off another glass of water.

Ideally you should be able to taste the difference, evidence of there being a positive difference both in taste and the feel of the water once it has run through the ionized field.

In some parts of the water distribution grid, chlorine and fluoride may be in concentrations heavier than the average.

2. Prior to installation of a Water Kit, rub hands together in chlorinated water. The water seems rough, as though the molecules have square edges. After installation of Water Kit is fitted, rub hands in treated water. It now seems to feel smooth, as though the water molecules have round edges.

What is needed for effective treatment of water?

Both an Electron Stabiliser and a Water Kit are needed for effective treatment. The positive ions surrounding electricity wires within a building effect the water in close-by pipes. Many buildings' electrical systems are earthed to metal water pipes unless there are polythene pipes from the mains onwards throughout the building. (Copper pipes should be earthed if they follow on from polythene pipes).

Installation of Water Kit.

The installation is very simple as the kit is designed to fit to the outside of the water pipe. Simply, put the unit onto the pipe with arrow pointing in the direction of the water flow and attach with the cable ties supplied. Your Water Kit will last a lifetime and needs no filter changes.

Water Kit

Water -- Electricity. What is the connection?

Water, provided it contains any minerals or salts, is a perfect carrier of electrical waves and fields and potentially has its own electromagnetic field around it. (Distilled water will not carry any electricity or fields).

Electrical power lines "leak" electricity during transmission and some of that electricity penetrates the outer layer of the earth and is attracted to water in underground streams and water pipes below the power lines.

Besides any natural minerals/salts which are in our town water supply, the following are found in water available for our usage:-

- Chlorine
- Fluoride
- Iron oxide from corroded water pipes



Nature of chlorine and fluoride in water.

In water which is carrying an electrical charge, no matter how small, the molecules of chlorine are positively ionised. As a result, the molecules tend to adhere to each other and to become inactive (as a form of steriliser) often called free chlorine, which results in a stronger chlorine smell. The effect of placing the Tesla's Water Kit on your water pipe is to alter the electrical ionisation of the molecules from a majority of positive ions to a majority of negative ions. Accordingly, the molecules stay as separate and thus reduce the smell and taste of chlorine. Fluoride is similarly affected after the placement of the Kit. Reduced surface tension causes the water to feel softer and has an increased solubility, thereby allowing more oxygen to be carried in the water. The body's cells absorb this water much more easily, and this water penetrates the soil easier thereby helping in the environment. The water is energised and makes showering/bathing a joy. Plants seem to grow better/stronger when watered with ionised water.

THE EARTH IS PRECIOUS

"...what ever befalls the Earth
befalls the sons of Earth...."

CHIEF SEATTLE 1854

House Kit

Special Offer

The House Kit was put together to assist clients cover their house car, phones, water and bodies in Tesla's products at an affordable price.

The Kit consists of;

- 3 Phone Tags, 2 Adult Pendants,
- 1 Stabiliser, 1 Car Plate, 1 House Plate,
- 1 Travel Plate, 1 Water Kit,
- All in a useful carry bag.

To encourage our clients to take care of all their home and family bio-energy needs, Tesla's offers this package at a 20% discount, any extra product needed will attract the discount as well.

All products sold by Tesla's Innovational Technologies have a 3-month from date of purchase, unconditional money back guarantee (excluding labour or freight). Providing the product is undamaged and in a saleable condition.

No healing properties are claimed for any Tesla's Innovational Technologies products, but in providing an improved personal environment, a person currently receiving treatment from their practitioner should find the treatment is enhanced and more effective. These products are not listed therapeutic. Any recurring health symptoms should be referred to your health practitioner.

Registered Head Office;....Suite 136/199 Toorak Rd South Yarra 3141

Head office 24 hrs. Tel;61 3 9644 4595

E-mail:info@greenuniverse.net

PERSONAL PENDANT



The PP must be worn continuously for the first 24 hours.

After 24 hours your PP will have adapted to your energy matrix and should then not be worn by other people.

It can however still be used as a healing

disk to help others if needed (with pain or burns etc.)

The Personal Pendant was specifically designed to be worn over the thymus so comes with an adjustable waxed cotton cord so it can be worn around the neck. During the proprietary manufacturing process the vibrational signature of the metal (Titanium) has been varied so that it acts as a transceiver of specific photons (packets of light/energy).

This product then has the effect of strengthening the wearer's energy field, thus helping to alleviate the bio-energy effects of some man-made EMF/EMR. The process is similar to an antidote, which transforms a poison to neutral and educates the body to resist the poison next time.

Testing has been done on a variety of people after they have worn the PP in the correct position for 24 hours.

These results have been observed on biofeedback equipment such as; EEG, showing brain wave activity, Micro Capillary Microscope showing blood flow, Acutec, Ridoraqu & Prognos computer programs which test via the meridian system. Kirlian tests were done over a 56-day period on a number of people wearing PP while they continued on with their normal life. These tests were carried out on the latest computerised diagnostic equipment used in Eastern European military hospitals.

Farm Double Plate




The Farm Double Plate is made from 2 large fourteen sided plates; this energy covers an area approximately 30+ acres.

The FDP produces a specific energy (non-Hertzian), which makes the frequencies from M/Phone towers (Microwave), Satellites, Radar and high voltage power lines bio compatible. In the process of doing this, the unit also helps plant and animal life .

The FDP will cover this area if it is positioned correctly, ie place the FDP in a central point in the house, possibly the lounge room but not on anything metallic.

Reports from Farm Plate owners suggest that plant growth increases and dormant fruit trees begin to bear fruit again, domestic animals appear calmer and wild animals and birds have been noted as returning in increasing numbers.

Car Plate



Your Car Plate was developed to place a specific energy into the wiring of your car thereby helping to calm the bio-energetic system of both the driver and passengers.

The vibrational signature of the metal (titanium) has been varied, so that it acts as a transceiver of specific photons (light energy). This product (Car Plate) is then able to help negate some of the adverse biological effects of man-made chaotic EMFs in the motor car.

70% of the available energy is emitted from the concave side.

1. Help ease fatigue while driving.

2. Help relieve the energetic effects of geopathic stress.

1. Fitting the Car Ioniser Plate.

Place your Car Ioniser Plate in the dashboard on the shelf just under the radio with the concave side up facing up into the radio. This will allow the majority of the energy to go into the wiring of the car. It has been reported back by many users that after the Car Plate has been placed in the car their fatigue while driving has been greatly diminished. Driver and passengers have reported they seem more relaxed with less driver road rage.

2. Help relieve the energetic effects of geopathic stress.

For a Small Unit, place the Car Plate under your bed concave side facing down. This will help ease the energetic effects of geopathic stress.

The plate's effect will cover approximately 4 square metres.

To Position Your Personal Pendant Correctly

As 70% of the available energy is emitted from the concave side it is recommended you wear this side facing your body. The top of your PP should be about three (3) finger widths down from the pit at the top of your breastbone. This position places the main energy of the PP at your thymus gland. Your "Thymus" is a major part of your immune system.



Your Pendant Can Be Worn All The Time.

The proprietary treated metal in your PP is not affected by any chemicals (body acids or chemicals in water etc.), so showering or swimming with your PP on is recommended.

Many people find wearing their PP to bed helps with their sleeping, but about 5% of people find wearing their PP to bed makes them too energised to sleep. Do not make the decision not to wear your PP to bed until you have tried sleeping with it on for at least 4 nights.

1. To help to speed the healing process of cuts, bruises and minor burns/scalds

Place your PP over the affected area concave side facing into the cut, burn or bruise.

2. To help relieve pain from headaches, insect bites, scuffed knee and bumps;

Place your PP over the area of pain with concave side facing into the point of most pain.

Energy Balance Necklace

Adding Colour Therapy to your Pendant's vibration These glass necklaces have been specially created for Tesla's to both look attractive as well as work with your Pendant.

They are adjustable and come in 3 colours;
All White, Black & white and Rainbow.



Computer Plate

Your 70x70-mm Computer Plate was developed to work specifically with computer screens and other uses.

1. Help relieve eye-strain from computer screen
2. Help speed the healing process.
3. Improve the taste of water
4. Help relieve pain.

After the vibrational signature of the metal has been varied, it acts as a transceiver of specific photons (light energy). This product (Computer Plate) is then able to help negate some of the adverse biological effects of man-made EMFs associated with computer screens.

70% of the available energy is emitted from the concave side with 30% coming from the dome side.

FITTING INSTRUCTIONS FOR PHONE TAG

- 1. Hold the phone so it is facing you.*
- 2. Take the Phone Tag holding it at the sides with double-sided tape facing the phone.*
- 3. Start at the top face of the phone (earpiece) and move slowly down the phone to the speaker section as though you are painting the phone.*
- 4. Repeat this on the opposite side of the phone and over the battery.*
- 5. With a clean damp cloth wipe the area of the phone where the Phone Tag is to be placed; either just under the antenna or in the case of an internal antenna on the back of the phone opposite the earpiece.*
- 6. With a dry cloth wipe the area again to make sure there is no moisture left.*
- 7. Make sure to have one straight edge parallel or in line with the top of the phone when the phone is held up-right.*
- 8. Take the backing off the double-sided tape and press the Phone Tag firmly to the phone either at the base of the antenna or on the back of the phone opposite the earpiece for internal antenna models.*

Your phone is now treated and the energetic effects from your phones use should no longer be a biological problem to you or those around you whilst your phone is in use.



PHONE TAG



After much research and testing the Phone Tag has been developed for mobile and cordless phones.

Electromagnetic (EM) and Microwave fields emanating from the antenna of digital mobile phones or the EM radio frequencies from cordless phones are believed to cause bio-energy effects when the phone is in use.

Testing done with the micro-capillary microscope has shown the blood flow slowing down considerably while the person was using a mobile phone, whereas the same person's blood flow increased when the same phone was fitted with a Phone Tag.

Thermal image tests have shown heat patterns when a mobile phone without a Phone Tag is placed just 10mm above the skin, but when the same test was done with a Phone Tag fitted to the mobile phone there is no heat pattern from the phone.

When the Phone Tag is fitted correctly to your mobile or cordless phone, it may help alleviate the energetic effects associated with the phone's use.

There is no conclusive evidence linking mobile phone use to health problems, so until the scientific studies are complete and proven, we should err on the side of caution and take our own precautions.

The Phone Tag comes ready to fit with double sided tape already attached; fitting instructions are over the page.

1. Help relieve the eye-strain associated with the computer screen;

Lay your Computer Plate on the top of the computer screen, with the concave side facing into the body of the computer screen. Position with a straight edge towards the front of the screen, align the edge of the Computer Plate with the front of the screen. You will notice a difference on eyes immediately.

2. To help to speed the healing process of cuts, bruises and minor burns/scalds

Place your Computer Plate over affected area concave side facing into the cut, burn or bruise. This has been reported by many people to speed up their natural healing process.

3. To alter the taste of water;

Place your Computer Plate concave side up under a jug or bottle of ordinary water for about 10 to 15 minutes. Your jug/bottle of water will taste sweeter and smoother and look clearer than before.

4. To help relieve minor pain from headaches, insect bites, scuffed knees and bumps;

Place your Computer Plate over the area of pain or concern with concave side facing into the point of most pain, until the minor pain has gone.

Travel Plate



Your 60x60-mm Travel Plate, was developed to calm the bio-energetic system and other uses.

1. Help speed the healing process.
2. Alter the taste of water.
3. Alter the taste of wine.
4. Help relieve pain.
5. Sweeten fruit.

The vibrational signature of the metal (titanium) has been varied, so that it acts as a transceiver of specific photons (light energy). This product (Travel Plate) is then able to help negate some of the adverse biological effects of man-made EMFs and work with other areas for you or practitioners.

As 70% of the available energy is emitted from the concave side and only 30% emitted from the dome side the quickest and best results will always come from the concave side.

1. To help to speed the healing process of cuts, bruises and minor burns/scalds


Place your Travel Plate over affected area concave side facing into the cut, burn or bruise.

2. To alter the taste of water

Place your Travel Plate concave side up under a jug or bottle of ordinary tap water for about 10 to 15 minutes. Then taste the difference; your jug of tap water will taste sweeter, smoother and look clearer than before.

PRACTITIONER RANGE

The Practitioner Plate is a specific oval shape, and dates back to the early Egyptians. It can be seen in the hieroglyphics found in the Pyramids. In these drawings this particular oval shape was worn over the third eye.



When working above the throat chakra, the Practitioner Plate must be horizontal.

When working below the throat chakra, the Practitioner Plate must be vertical.

As with all our products the Practitioner Plate helps with easing pain, speeding the healing process and helps to balance.

Small Practitioner Plate

The Small Practitioner Plate is small enough to fit in a shirt or trouser pocket and helps strengthen and protect the practitioner's energy field. This plate is also used by holding the concave side towards the point of pain or distress.

Large Practitioner Plate

The size of this plate makes it ideal to work fast and at a distance. Placed on the floor concave side up, under the massage/work table, your clients will automatically exhibit an Alpha/Theta brain pattern, which allows your work to reach effective levels much quicker.

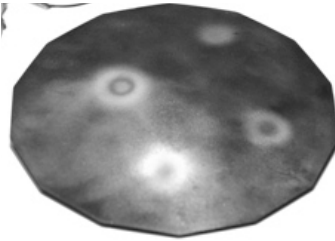
You may need to clear a room of uncomfortable energies, especially after any stress has occurred there.

- To clear the room of uncomfortable energies, start with a sweeping motion down from the ceiling, down the walls to the floor then sweep the energy out the doorway, making sure not to stand in the path of the sweeping. You will notice a much clearer feel in the room as soon as you have finished.*

House Plate and Large Octagonal Plate

The HP & LOP produce a bubble of energy which helps counteract geopathic stress. The bubble's influence stretches approximately 1 1/2 acres plus 15 mtrs from the concave side and 5 mtrs from the dome side.

The HP & LOP can be placed anywhere in your house under your bed or on a coffee table or bookcase concave down. If you can see power lines or phone towers etc, your geopathic stress is above ground so place your HP or LOP concave side up but not under your bed. Dulwich Health Society (UK) have checked 25,000 people with serious health problems, underground geopathic stress (such as, Ley Lines, Vortexes, Energy Wheels or Underground Water) was found in 95% of cancer sufferers, 95% hyperactive children, 80% miscarriages.



Other Uses.

- Working with reflexology principles, put one foot at a time on the concave side of your HP/LOP for about 10 minutes each foot.
- Stand over the HP/LOP 1 foot on each side with concave side up, allowing energy to spiral up through the centre chakra, for about 10 minutes.
- The auric field of a person can be "cleaned" (particularly for practitioners) by fanning with the HP or LOP. Ask your "subject" to stand 3 mtrs away facing you. With a fanning/painting action start from a point 1 metre above to 1 metre below the body. Do this 7 times. Fan/paint from side to side head to toe, also 7 times. Ask the person to make a $\frac{1}{4}$ turn **clockwise** and repeat the fanning/painting as before, continue until the person is facing you again.
- In the case of an incapacitated person, place the HP/LOP under their wheelchair concave side up, or under their bed (with the House Plate located under their chest area, with concave side facing upwards towards the body for about 25 minutes. You can repeat this in 24 hours.
- Using the HP/LOP may release toxins - therefore a need to drink plenty of water to help flush the toxins.
- Treat your drinking water by placing a jug or large water container on the concave side of the HP/LOP

3. Could you alter the taste of wine?

Take a bottle or cask of wine that you feel needs a little more maturity. Place your Travel Plate concave side up under the bottle or cask of wine for about 10 to 15 minutes. Then taste the difference; your wine will taste like a more matured expensive wine. **DO NOT DO THIS WITH A WELL MATURED EXPENSIVE WINE** as will move onto the next level of maturity and probably taste like vinegar.

4. To help relieve pain from headaches, insect bites, scuffed knees and bumps;

Place your Travel Plate over the area of pain with concave side facing into the point of most pain, remove when pain is gone.

5. Sweeten fruit

When you have some fruit which is a little sour for you, place your Travel Plate concave side up under your fruit for 5 or 10 minutes the fruit will become sweeter and more pleasant to eat

This plate is very much heart connected, and for this reason can be worn in a shirt pocket (or in a side pocket of pants), with concave side facing into the body.

The Stabiliser.

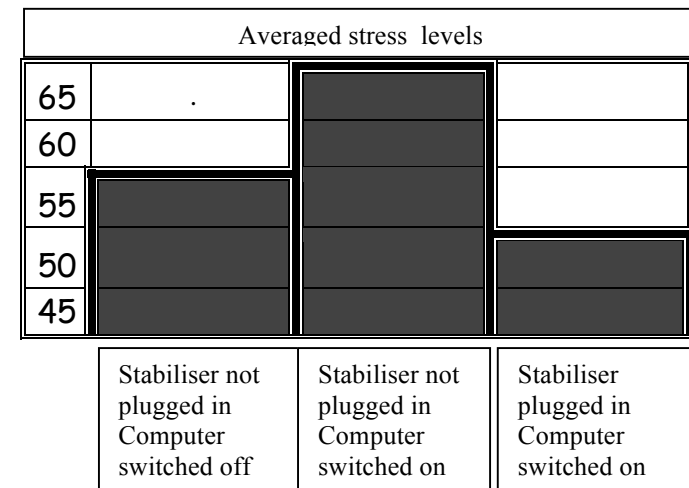
The Stabiliser came about when Nicola Tesla became aware that the alternating current he had created would be far too strong for the human energy field to withstand. He issued the scientific community with a warning that quote " The Alternating current I have invented will prove to be the most dangerous thing on earth and I must find an alternative." He was not able to stop the Bankers and Business Community from completing the dream he had given them of domination and immense wealth creation by the dependency of the entire planet being charged for the supply of the alternating current we have all become dependent on.



Imagine this: Tesla and his staff took the media and the bankers out to the desert surrounding Colorado Springs where he had built an electronic form of pyramid working as an energy transceiver. This transceiver put an energy into the surface of the earth and could be withdrawn from the Earth's crust at a distance by tapping into the same frequency. Tesla and his staff successfully lit 200 50watt light bulbs 40 km away from his small tower/pyramid at Colorado Springs.

Designed to lift the oppressive weight that electrically sensitive people feel when exposed to EMR and EMFs, the **Stabiliser is best fitted to a power cord which has a steady drain of power such as a television where a standby light is always on or any appliance which has a clock such as a computer, video or electric clock.** This ensures the energy is piggy-backed continually around the electrical circuitry of the building and conditioning is taking place continually 24 hours.

Biological testing has been done on dozens of people using: Micro Capillary Microscope, EEG, Acutec Ryodoraku and other electro-derm stress diagnostic computers. The averaged results are below.



After plugging a Stabiliser in, some of the most common comments from clients are; "less fatigue", "fewer headaches," "seeming to have more energy," "less static in the computer," "calmer work environment," "less eyestrain while working on the computer."

(Some people have found that if they hold the power cord either side of the yellow pod palms up it seems to help harmonise the vibration in their liver.)

FITTING INSTRUCTIONS

Open the Stabiliser like an oyster and lay your power cord through the center. Close and snap the locking hinge, securing the power cord through the center and protruding out of each end through the black rubber grommets. Your Stabiliser is best fitted to a power cord which has a steady drain of power such as a television (where a standby light always on) or any appliance which has a clock such as a computer, video microwave oven or electric clock.